

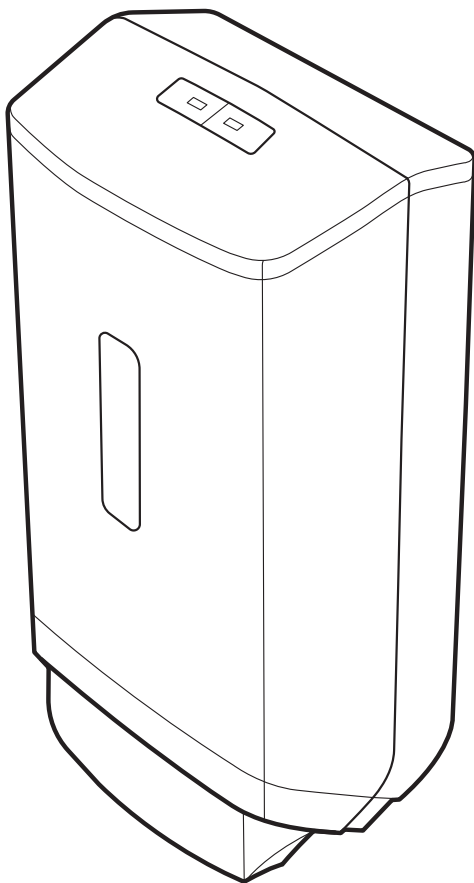
# **COASTWIDE**

**PROFESSIONAL™**

## **Manual Dispenser Instruction Guide**

### **J Series**

**Model Number:  
CWJMH / CWJMS**



**U-SD112-21-2002**


**PRODUCT SUPPORT: 1-800-270-9167**

# PRODUCT SUPPORT

At **Coastwide Professional™**, we develop, engineer, and test products to detailed specifications. If for any reason a product does not meet your performance requirement, please contact a commercial support representative at 800-270-9167. [coastwideprofessional.com](http://coastwideprofessional.com)

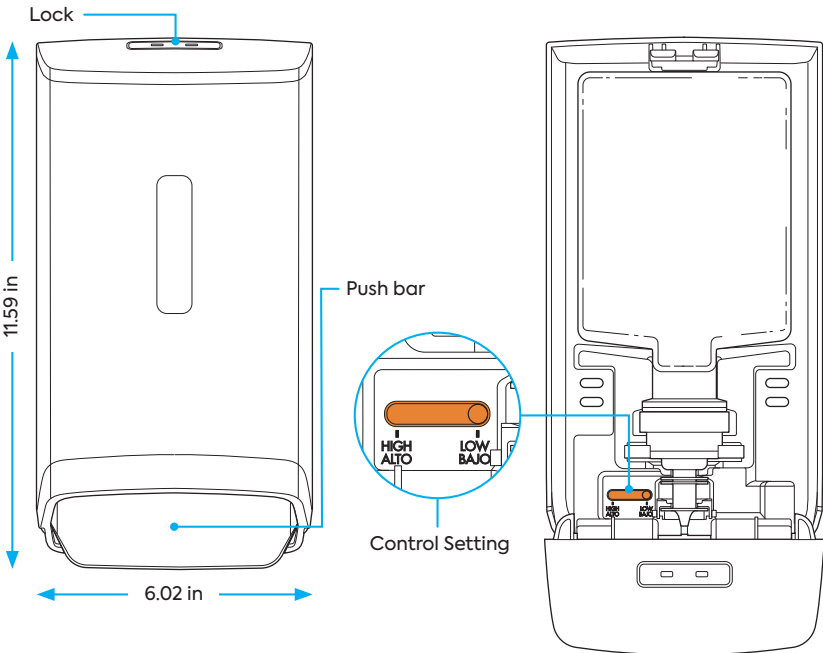
# REPLACEMENTS PARTS

1-800-270-9167 [coastwideprofessional.com](http://coastwideprofessional.com)

<b>Key</b> Model: CWJD-KEY	
----------------------------------	---

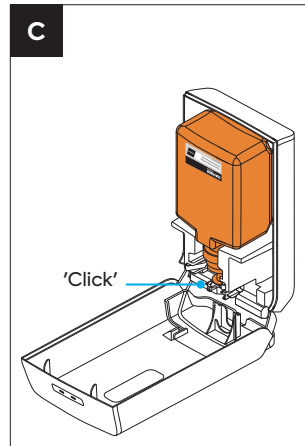
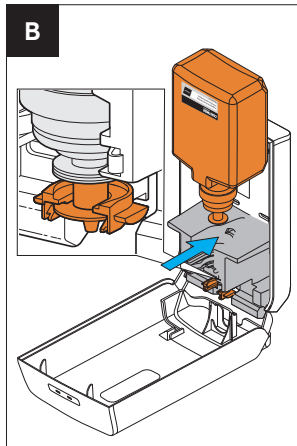
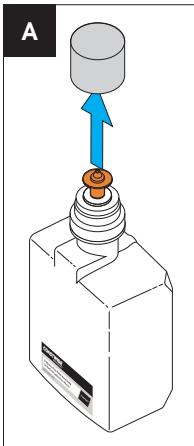
# FEATURES

**Key** 



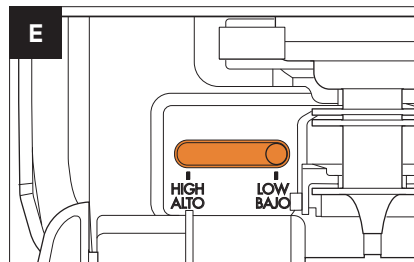
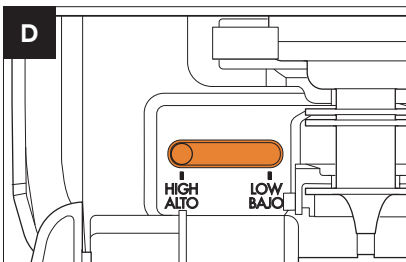
# LOADING INSTRUCTIONS

1. Insert key and push down to open cover.
2. Remove refill.
3. Remove cap from refill. **A**
4. Place refill bottle (nozzle down) inside the pump housing. Ensure the bottle is properly installed. **B & C**
5. Close cover. Ensure the cover is closed by listening for the click. The Coastwide Professional J-Series Manual Dispenser is ready for use.



# OPERATIONAL INSTRUCTIONS

1. Select volume setting **D & E**  
**LOW:** dispenses 0.45–0.55 mL of soap.  
**HIGH:** dispenses 0.9–1.1 mL of soap.



Flip booklet over for translation

Folleto bilingüe

## INSTRUCCIONES DE CARGA

1. Inserte la llave y empuje hacia abajo para abrir la tapa.

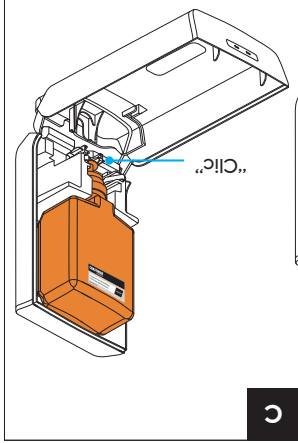
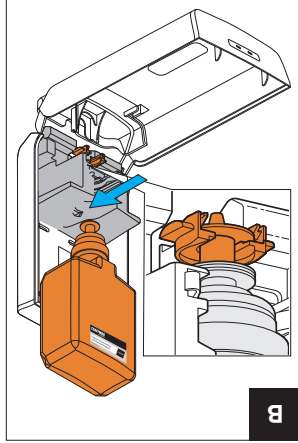
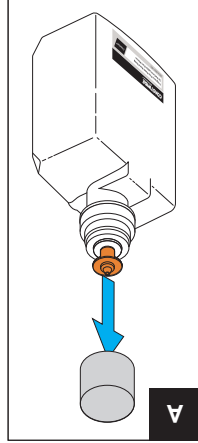
2. Retire el envase vacío.

3. Remueva la tapa del envase: **A**

4. Ponga la botella de recarga (boca abajo) dentro de la carcasa de la bomba. Asegúrese de que la botella esté instalada correctamente.

**B & C**

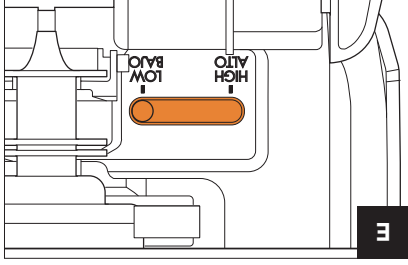
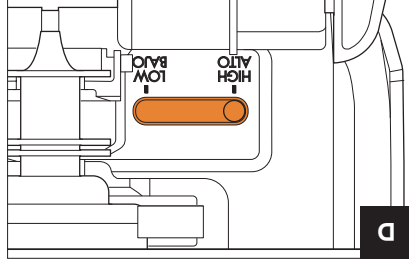
5. Cierre la cubierta. Asegúrese de que la cubierta se cierre al escuchar un clic. El dispensador automático de J Series de Coastwide Professional está listo para su uso.

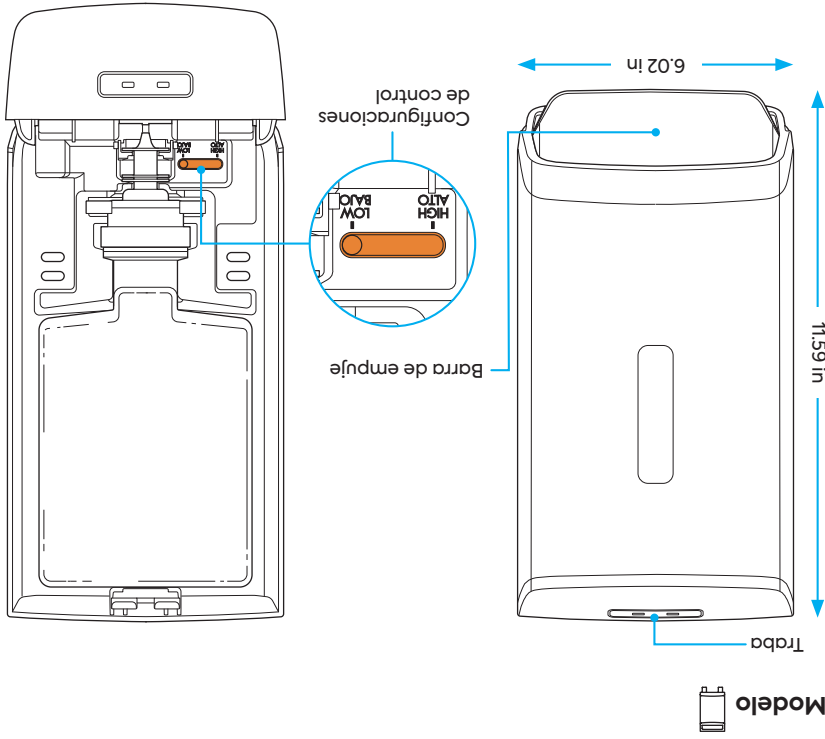


## INSTRUCCIONES DE FUNCIONAMIENTO

1. Seleccionar ajuste de volumen **D** y **E**

**LOW (BAJO)**: suministra entre 0,45 y 0,55 ml de jabón.  
**HIGH (ALTO)**: suministra entre 0,9 y 1,1 ml de jabón.





## CARACTERÍSTICAS

	<p>Modelo principal: CWDJ-KEY</p>
--	---------------------------------------


1-800-270-9167 [coastwideprofessional.com](http://coastwideprofessional.com)

## PIEZAS DE REPUESTO

En Coastwide Professional™, desarrollamos, diseñamos y probamos productos con especificaciones detalladas. Si por algún motivo un producto no satisface sus requisitos de rendimiento, comuníquese con un representante de atención comercial al 800-270-9167 o visite [coastwideprofessional.com](http://coastwideprofessional.com).

## ATENCIÓN POSVENTA

U-SD112-21-2002



Número de modelo:  
CWJMH / CWJMS

**J Series**

# Dispensador manual Instrucciones

**COASTWIDE**  
**PROFESSIONAL™**