


6 ways to wreck your shipping processes


AND HOW TO MAKE SURE YOU DON'T



1

Use tape that is either too sticky or not sticky enough.

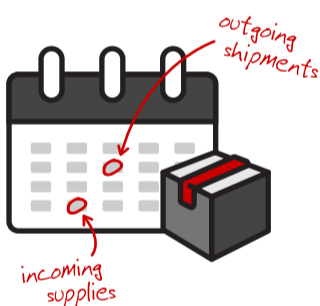
Or how about sticking to what works? Time lost on a single box is not a big deal. But when you're struggling with low-quality tape on hundreds of boxes a day, it really adds up.



2

Cut corners on box quality and size.

Or instead, cut that out. Use the appropriate size and strength of boxes. Otherwise, you risk wasting shipping dollars on larger-than-necessary boxes or having shipped items damaged from low-quality boxes.



3

Fail to coordinate incoming supplies with outgoing shipments.

If you run out of boxes, you can't ship things out and business grinds to a halt. Keep everything moving smoothly by coordinating incoming supplies with outgoing shipments.



4

Use too many supply vendors.

Bumper cars are fun. Bumper delivery trucks at your loading dock are not. Keep it simple by focusing on fewer, more reliable suppliers for vital products.



5

Ignore employee requests.

Do they really know what they're talking about? Well, they're working with the shipping process all day, every day. So, actually, they kind of know everything. When they speak, it's smart to listen.



6

Pick the wrong void fill.

Don't go nuts for packing peanuts. Yes, sometimes they are the best void fill for the job. But other times air cushioning material or crumpled packing paper may be the right choice. Handle the decision with care.