

***FlexFit***<sup>TM</sup>

by UNION & SCALE<sup>TM</sup>

**1500TM Mesh Chair**

---

UN28570



**UNION & SCALE**<sup>TM</sup>

**ASSEMBLY GUIDE**

---

Product Support 1-800-270-9557

## Easy assembly.

---

**Union & Scale™ is leading the way in taking some of the stress and frustration out of furniture assembly.**

**More logical instructions.** No more “huh?” moments — we develop our instructions to have the right amount of detail you’ll need for easy assembly.

**We’re here to help.** If you’re confused during any step of the process, just call the number located at the bottom of the instructions pages.

You’ll get help from a friendly representative.

### **Need help with assembly?**

#### **Questions?**

Call our Product Support experts

8:00 am–8:00 pm, Eastern Time

1-800-270-9557

## Furniture that works for you.

---

Your business has its own unique personality.

At Union & Scale™, we’ll help bring it to life through furniture and décor that looks great and connects perfectly with you and your team.

Union & Scale™ provides solutions that enable people and organizations to perform at their best.

We stand behind our products and materials. If for any reason a Union & Scale™ product does not meet the performance expectations, please contact us at 1-800-270-9557.

## Sit down on the job in custom comfort.

No two people are alike. But no matter what your body is built like, there's one chair that's built for everyone's comfort - a Union & Scale chair! Take a look at the diagram below. It's packed with features that make it easy to fine-tune the comfort to meet your unique needs.

## Product Features

### Seat Depth

4 positions seat depth adjustment can support whole thighs fully to release pressure on thighs.



### Backrest Recline

Backrest recline adjustment to assure comfortable posture.



### Three Position Tilt Lock

Simple locking mechanism fixed seat in three positions to assure healthy posture.



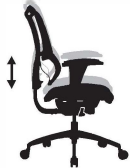
### Tilt Tension

Easy adjustment of chair flexibility avoids heavy pushing and relaxes muscles.



### Seat Height Adjustment

Seat height adjusts to assure correct posture and relieves stress on back, thighs and legs.



### Arm Pad Slide Forward & Backward

Simple operation to fix arm pad position to assure healthy posture.



### Arm Height Adjustment

Simple operation to fix arm height to assure healthy posture.



### Arm Pad Rotate In & Out

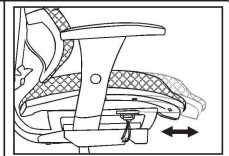
Simple operation to fix arm pad position to desired setting.



## Features Instructions

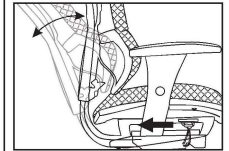
### Seat Depth

- Push the lever on the right side of the seat cushion forward to extend the seat forward or backward to a desired position.
- Push the lever to the middle position to lock in place.
- Release lever to lock.



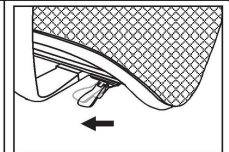
### Backrest Recline

- Push the lever located on the right side of the seat to the back position.
- Adjust the back to your desired angle, then push the lever back to the middle position to lock the back into position.
- Push the lever to the back position to release the back rest.



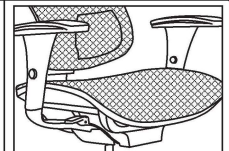
### Three Position Tilt Lock

- Locate the handle underneath the right side of the seat.
- Push the handle down to allow the chair to tilt.
- Pull up on the handle when selecting preferred tilt lock angle.
- The tilt lock is available at three positions.



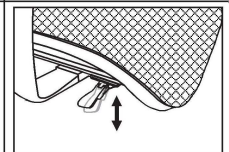
### Tilt Tension

- Intelligent seat cushion with weight balance mechanism adjust back tilt tension automatically according to different user's weight.



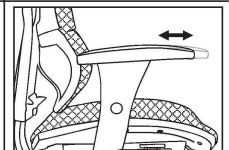
### Seat Height Adjustment

- Pull up on lever located on the right side of the seat.
- Lower or raise the seat to your desired height, then release the lever to lock the seat height.



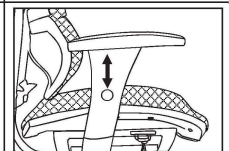
### Arm Pad Slide Forward & Backward

- Put your hands on the arm pad and slide it forward and backward.



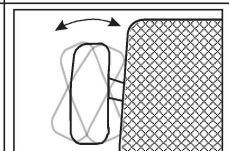
### Arm Height Adjustment

- Press the buttons on the chair arms to allow the arms to move up or down freely.
- Release the buttons once the desired height is reached.
- Armrest pad can slide forward or backward as well as rotate in or out.

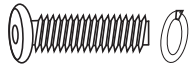


### Arm Pad Rotate In & Out

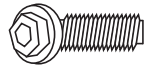
- Rotate the arm pad in and out.



## Included Parts



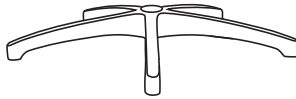
**A** Armrest Screw (x6)



**B** Back Screw (x3)



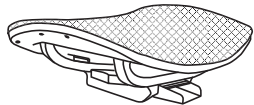
**1** Caster (x5)



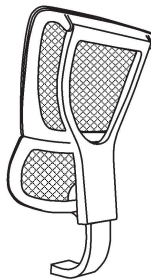
**2** Base (x1)



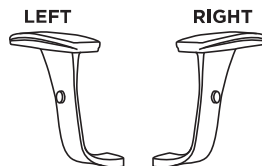
**3** Gas Lift (x1)



**4** Seat with Seat Plate Attached (x1)



**5** Back (x1)



**6** Armrest (x1)

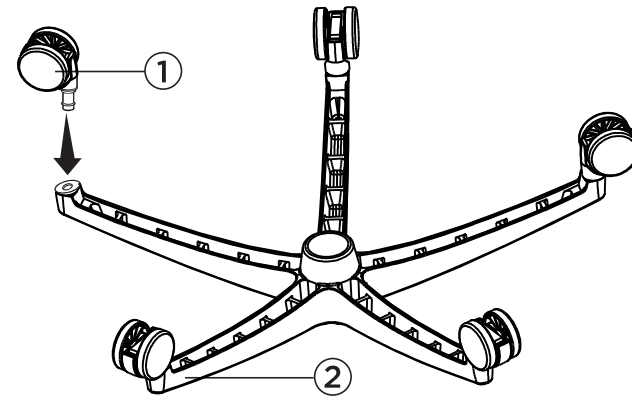
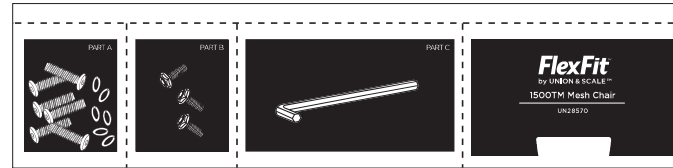
## Tools Provided



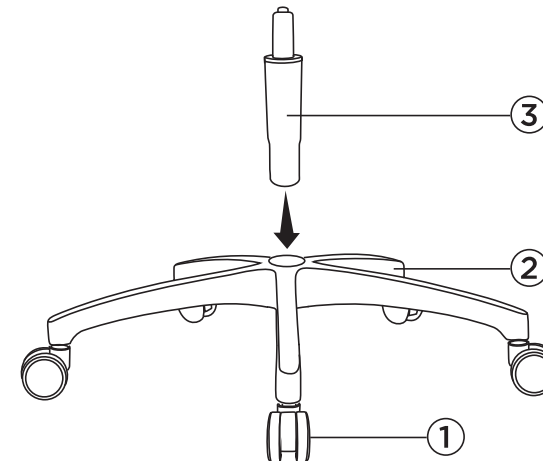
**C** Allen Wrench (x1)

Chair bolts, screws and knobs may loosen during use. Please tighten your chair's hardware each month.

Each piece of hardware needed for each step is located in the corresponding segment in your Easy Parts Pack.



1



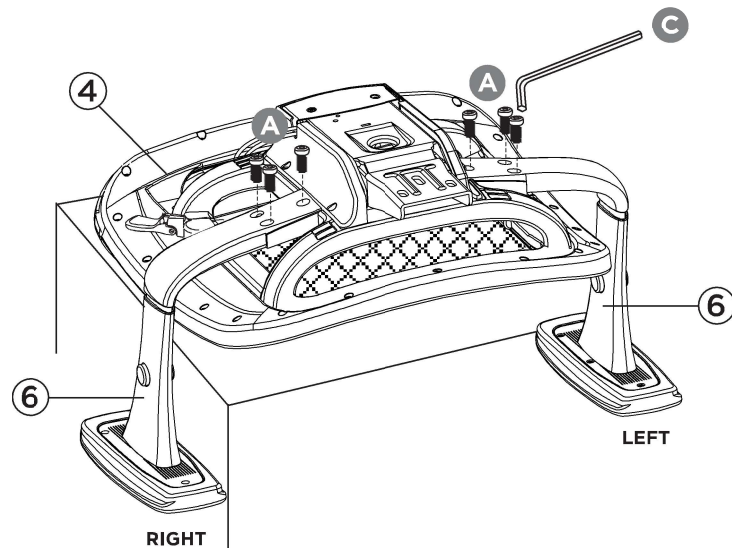
2

3

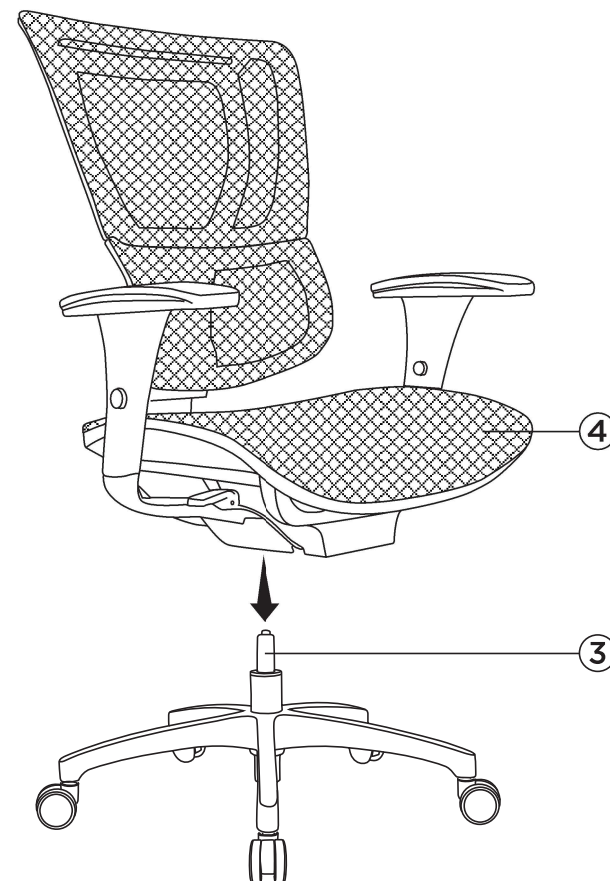


A (X6)

**Tip: For easier installation, place seat on top of box. Hand thread all screws prior to fully tightening with Allen wrench.**



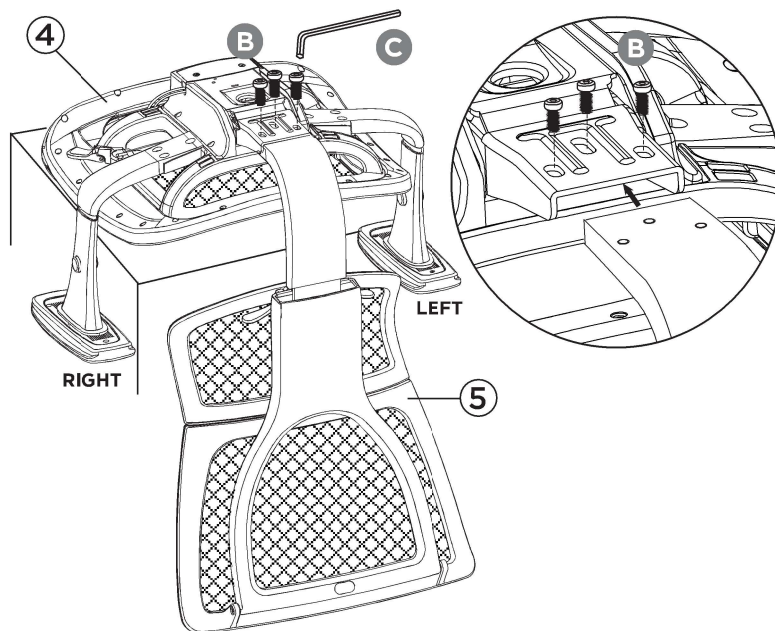
5



4



B (X3)

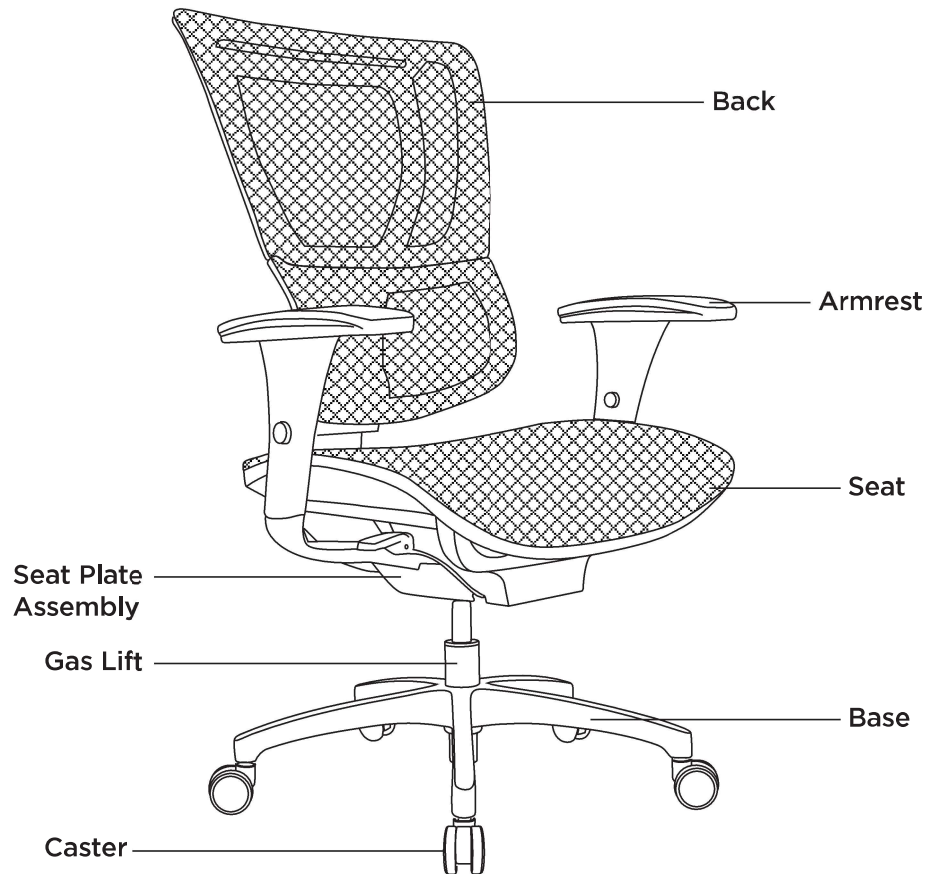


**Seat with seat plate attached.**

## Preventative maintenance and warning

- Use this product only for seating one person at a time.
- Do not use chair as step stool/ladder.
- Do not use chair unless all bolts, screws are tight.
- At least every six months check all bolts, screws to sure the yare tight.
- If any parts are missing, broken, damaged or worn, stop use of product until repairs are made using factory authorized parts.
- Failure to follow these warnings can result in serious injury.

## Behold, the finished product.



## Warranty

Worklife Brands warrants to the original purchaser of this Union & Scale™ Chair against defects in design, assembly, material, or workmanship for 10 years from the original date of purchase. In the event of a defect in the design, assembly, materials or workmanship of this product within 10 years from the original date of purchase, Worklife Brands will replace any such defective part. Parts included under this warranty are non-moving metal components, chair frame, pneumatic cylinder, upholstery and all other parts. To claim your replacement parts, contact product support at 1-800-270-9557. Original receipt or proof of purchase is required to obtain replacement parts. This warranty is based on up to 5-8 hours of continual use within a 24-hour period for users weighing up to 275 lbs. (124 kgs).

Claims under this limited warranty or any implied warranty shall be limited to replacement of 100% of the chair or refund of purchase price at Worklife Brands' sole option.

This warranty does not apply to normal wear or damage from misuse, abuse, improper storage or handling, installation, accident, repair or alteration or other circumstances not directly attributable to manufacturing or material defects.

THIS WARRANTY IS EXCLUSIVE AND IN LIEU OF ALL OTHERS, WHETHER ORAL OR WRITTEN, EXPRESS OR IMPLIED. STAPLES SPECIFICALLY DISCLAIM ANY AND ALL IMPLIED WARRANTIES, INCLUDING WITHOUT LIMITATION, WARRANTIES OF MERCHANTABILITY AND FITNESS FOR A PARTICULAR PURPOSE. IN NO EVENT WILL STAPLES BE LIABLE FOR ANY INCIDENTAL, DIRECT, INDIRECT, SPECIAL, PUNITIVE, OR CONSEQUENTIAL DAMAGES (SUCH AS BUT NOT LIMITED TO, DAMAGES FOR LOSS OF PROFITS, BUSINESS, SAVINGS, DATA OR RECORDS) RELATED TO THIS PRODUCT.

This warranty gives you specific legal rights, and you may also have other rights that vary depending upon the state, province, territory or country. Some states, provinces and territories do not allow the exclusion or limitation of incidental or consequential damages or limitation on how long an implied warranty lasts.

Except as stated herein, no other warranties shall apply.