

# EMERGE™



59260 / 60986

## VIZON™ GAMING DESK INSTRUCTION MANUAL

PRODUCT SUPPORT 1-800-270-9570

## GET READY FOR PEAK PERFORMANCE

Your Emerge™ desk is almost ready for action. Simply assemble following the directions on Page 4 and you'll be ready in no time.

### **Got questions? We've got you.**

























Call our product support experts  
8.00am—8.00pm EST (Monday-Friday)  
1-800-270-9570

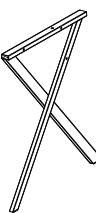
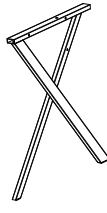
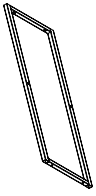
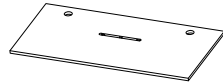





## PRODUCTS THAT EMPOWER

With rigorous performance testing and next-level features that can be customized to complement your personal playing style, Emerge helps you up your game. Made to last and impress, each desk is designed and vetted to meet our highest standards — and yours.

### **Ready. Set. Game on.**

# INCLUDED PARTS

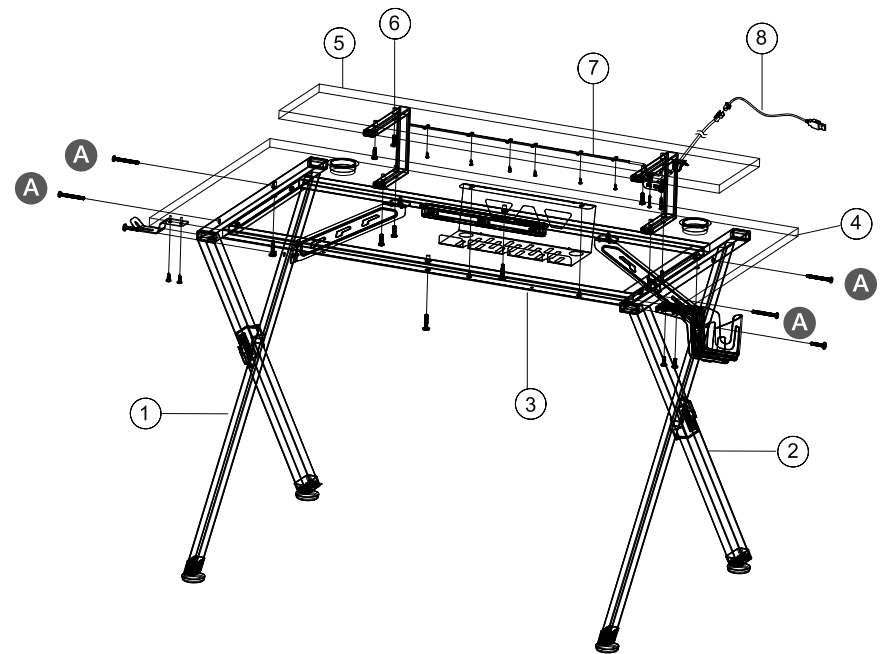
-  **A** Bolt (x 4)
-  **B** Bolt (x 6)
-  **C** Bolt (x 2)
-  **D** Height adjustment foot (x 4)
-  **E** Bolt (x 8)
-  **F** Screw (x 2)
-  **G** Screw (x 6)
-  **H** Screw (x 6)
-  **I** Left brace (x 1)
-  **J** Right brace (x 1)
-  **K** Light clasp (x 6)
-  **L** LED light switch (x 1)
-  **M** Cable clip (x 2)
-  **N** Cup holder (x 1)
-  **O** Head phone holder (x 1)
-  **P** Metal cable tray (x 1)
-  **Q** Cap (x 4)
-  **R** Front Foot Cap (x 2)
-  **S** Rear Foot Cap (x 2)
-  **T** Left Leg Cover (x 1)
-  **U** Right Leg Cover (x 1)
-  **V** Grommet (x 2)
-  **W** Phone Holder (x 1)
-  **X** Riser Cap (x 4)

-  **1** Left Leg (x 1)
-  **2** Right Leg (x 1)
-  **3** Frame (x 1)
-  **4** Desktop panel (x 1)
-  **5** Riser panel (x 1)
-  **6** Riser support (x 2)
-  **7** LED Light (x 1)
-  **8** USB Cable (x 1)
-  **9** Mouse Pad (x 1)

## Included Tools

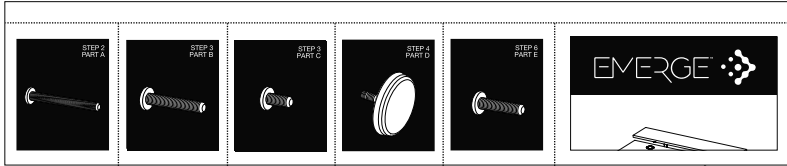
-  **Y** Alan Wrench
-  **Z** Phillips Head Screwdriver

# INCLUDED HARDWARE

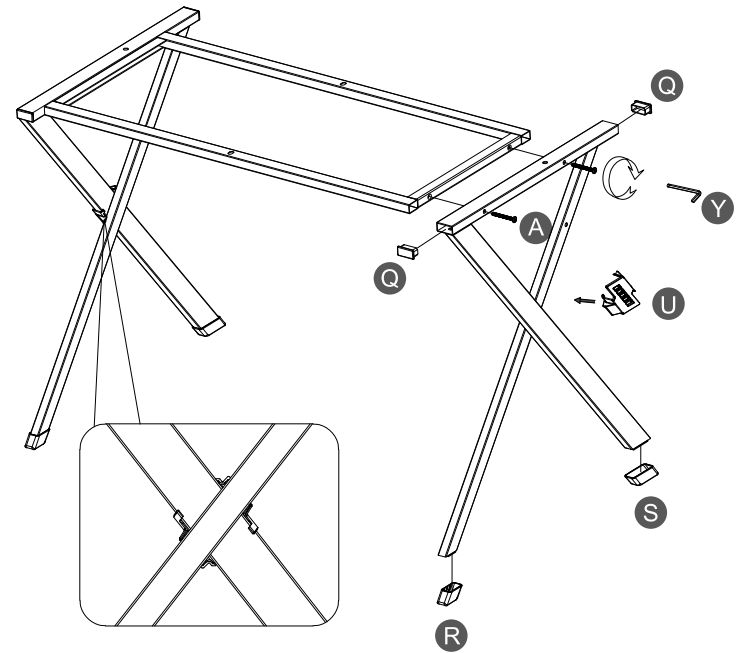
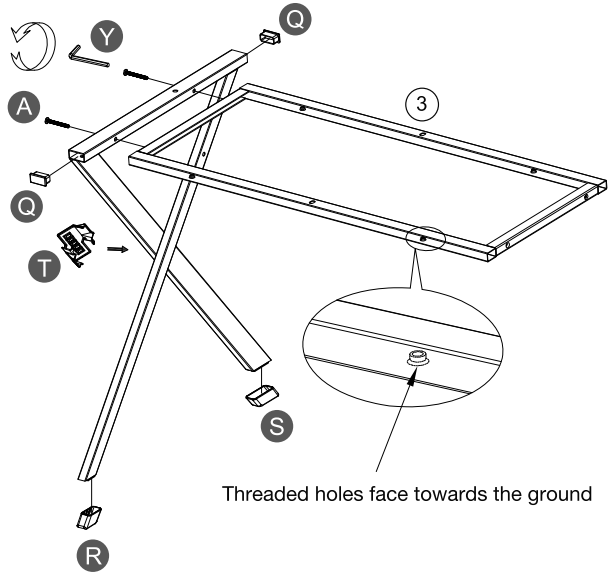


# ASSEMBLY INSTRUCTIONS

Each piece of hardware needed for each step is located in the corresponding segment in your Easy Parts Pack.



- 1**
- A (x 2)
  - Q (x 2)
  - R (x 1)
  - S (x 1)
  - T (x 1)
  - Y (x 1)



**2**

- A (x 2)
- Q (x 2)
- R (x 1)
- S (x 1)
- U (x 1)
- Y (x 1)

# ASSEMBLY INSTRUCTIONS (CONTINUED)

3



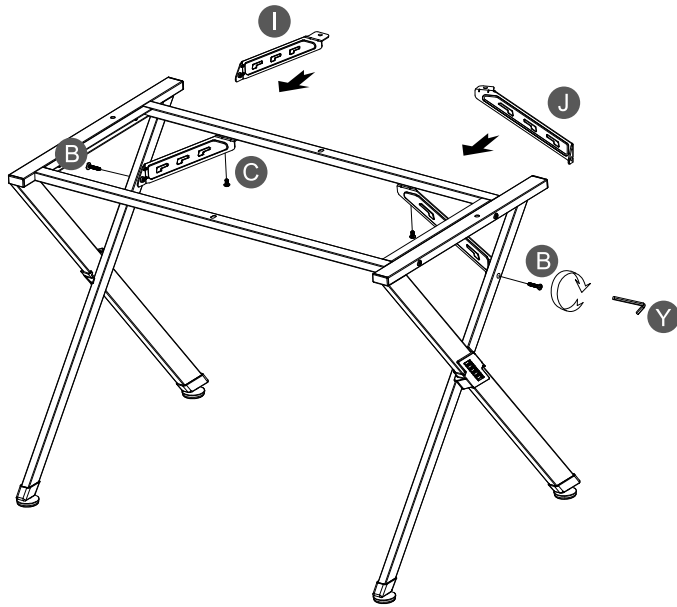
B (x 2)



C (x 2)



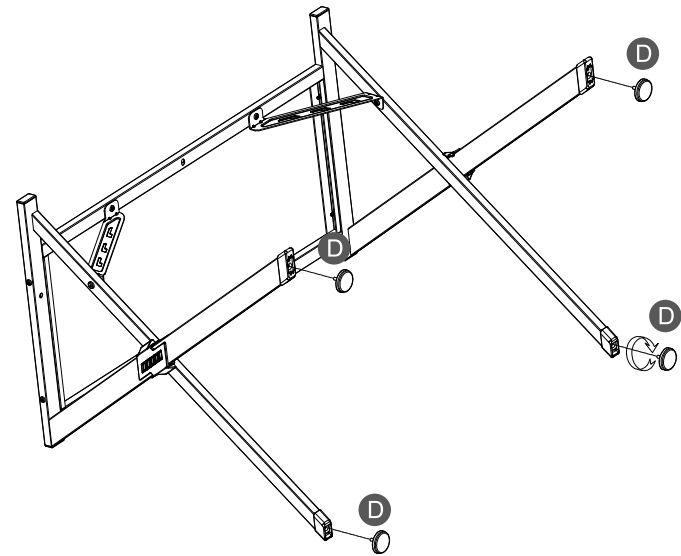
Y (x 1)



4



D (x 4)



# ASSEMBLY INSTRUCTIONS (CONTINUED)

5



B (x 4)



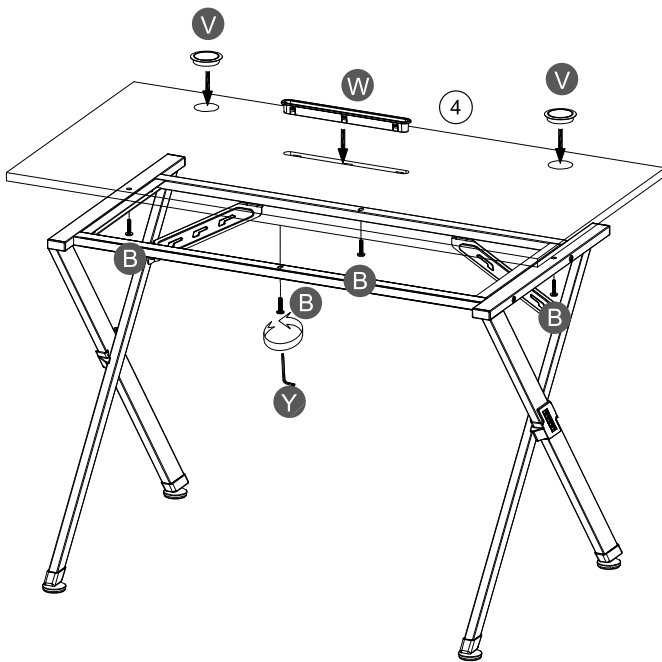
Y (x 1)



V (x 2)



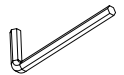
W (x 1)



6



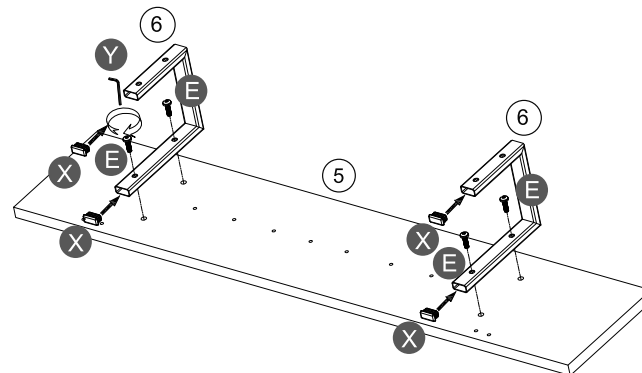
E (x 4)



Y (x 1)



X (x 4)



# ASSEMBLY INSTRUCTIONS (CONTINUED)

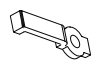
**7**



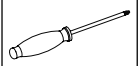
**F** (x 2)



**G** (x 6)

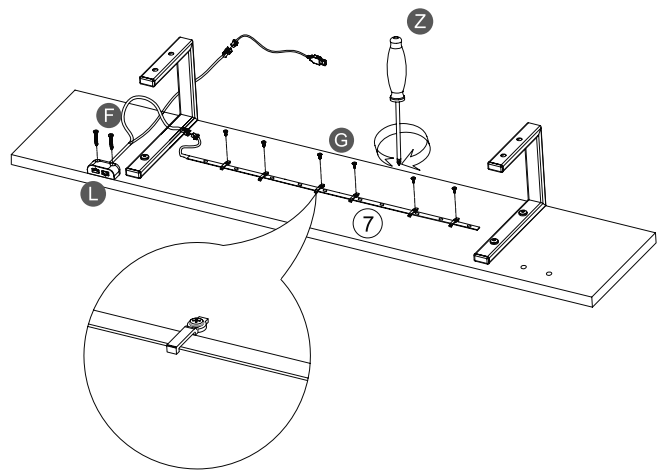


**K** (x 6)

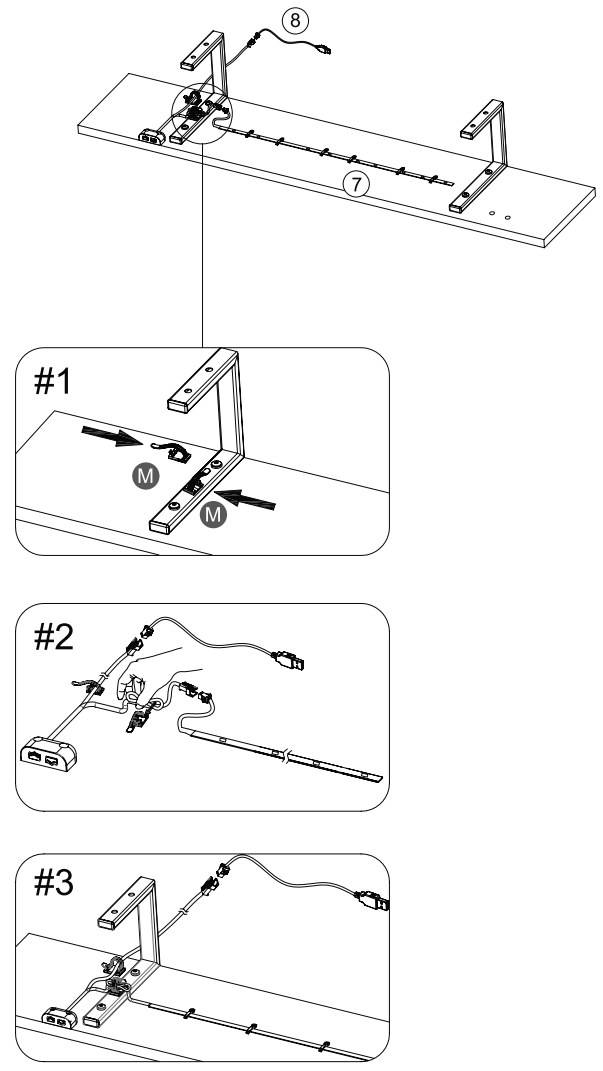


**Z** (x 1)

Align **7** the LED Light with the pre-drilled holes.  
 Please place the LED Light on the panel and insert the **G** screws into the pre-drilled holes by using a **Z** Phillips Head Screwdriver.  
 Repeat this step for the remaining clasps to firmly attach the LED Light.  
 Repeat the above installation method for the **L** LED Light switch by inserting the **F** screws into the pre-drilled holes.



Please attach the **M** cable clips according to the arrows.  
 Tighten the **7** LED light and **8** USB Cable and fasten the cable clips.

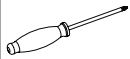


# ASSEMBLY INSTRUCTIONS (CONTINUED)

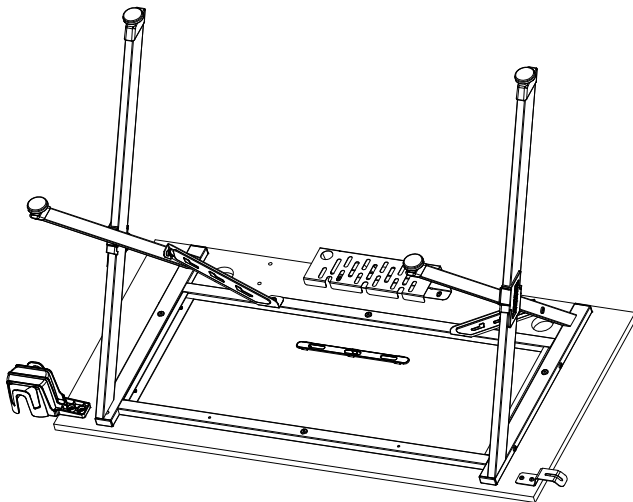
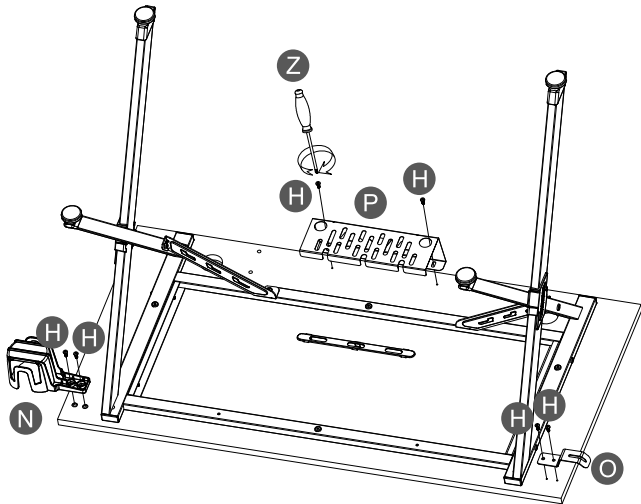
8



H (x 6)



Z (x 1)



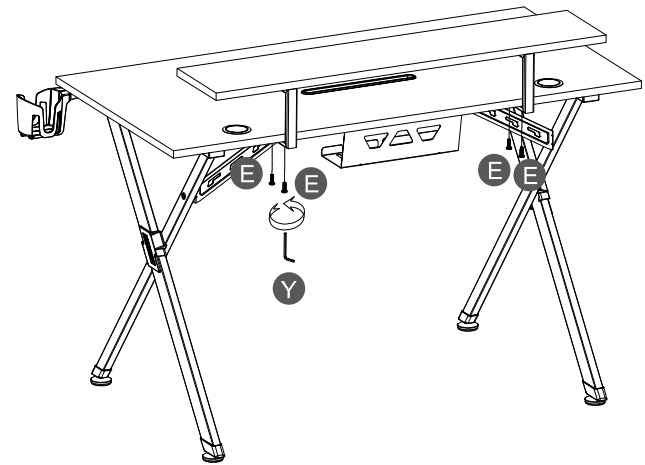
9



E (x 4)



Y (x 1)

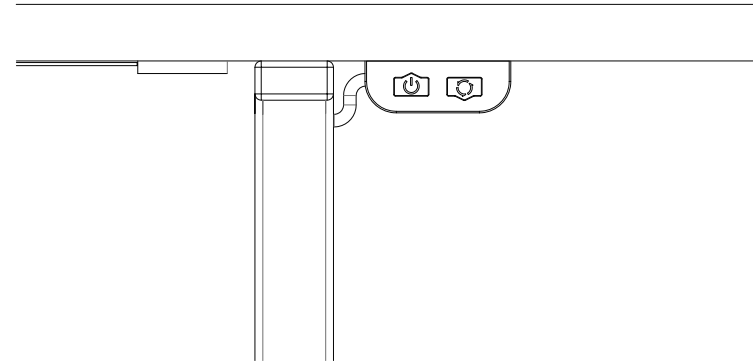




10



11



## Operation Guide

### 1. Calibrate the LED light

- Press and hold the power button until the lights turn on.
- The lighting is ready to use.

### 2. Adjust the lighting modes

- Press the cycling arrows to cycle through the various lighting modes.

### 3. Save function

- The controller will save the last mode selected if suddenly powered off.

## Function

1. Switch between six different light colors and three different modes.
2. Lights can be cycled between constant light, single pulsing light and pulsing light cycle.

## WARRANTY

Thank you for purchasing an Emerge™ Brand Product. We promise to repair or replace any Emerge™ product or component that may have any defects in material or workmanship for as long as you, the original purchaser, own it. This warranty is subject to the provisions below. Worklife Brands sole obligation and purchasers' exclusive remedy pursuant to these warranties are limited to replacement at Worklife Brands' sole discretion. There are no other warranties except as expressly set forth below, either expressed or implied, including any warranty of merchantability for any particular purpose.

The word defects in this warranty is defined as imperfections that impair the service, function or effectiveness of the product.

### ONE YEAR:

Glides, casters and user-adjustable work surface mechanisms, laminates, veneer finishes and other materials which cover your Emerge product.

### INFORMATION ON COLOR VARIATIONS & FINISHES:

Some natural variations occurring in wood, or other natural materials are inherent to their character, and thus can not be avoided. Therefore they are not considered to be defects. Worklife Brands does not warrant the color fastness or matching of colors, grains, textures or other such materials. Customers' own materials selected by and used at the request of a user is therefore not warranted by Worklife Brands.

### LIMITATIONS INVOLVING MATERIALS & COMPONENTS:

The materials and all components listed below are covered according to the following schedule from the date of sale to the original purchaser.

### EXCLUSIONS:

This warranty does not apply to: damage caused by the carrier, modifications to the product, or attachments to the product not approved by Worklife Brands, nonstandard materials selected by and used at the request of a user, and products that were not installed, used or maintained in accordance with product instructions and warnings. Nor shall Worklife Brands have any responsibility for incidental or consequential damages resulting from the breach of this Warranty, including but not limited to inconvenience, rental or purchase of replacement products, loss of

## WARRANTY

profits or commercial loss. Some states or provinces do not allow the exclusion or limitation of incidental or consequential damages so the above limitation or exclusion may not apply to you. This warranty gives you specific legal rights and you may also have other rights, which may vary from state to state or province to province. This warranty applies only to products sold within the United States of America and the Commonwealth of Canada.

### TO OBTAIN SERVICE FROM THIS WARRANTY:

- A) Please contact us within 30 days (unless otherwise noted by the Dealer) of discovery of the defect. Prepare to confirm that you are the original purchaser of the product and provide necessary product information, such as serial number(s)/UPC number(s) from the product in question.
- B) Worklife Brands will gather all the pertinent information required regarding your claim(s), inspect the product and thus contact an Emerge Customer Service Representative.
- C) If Worklife Brands confirms that the product in review is eligible under the warranty conditions as stated above, the Customer Service Representative or another representative of the Company will determine whether to provide replacement parts, or authorize other arrangements at the sole discretion of the vendor Worklife Brands. No assembly/labor is included in this warranty.

### TO CONTACT CUSTOMER SERVICE:

Our knowledgeable Service Representatives are ready to assist you in the case this warranty applies to you. Please be prepared to explain the defect in detail, model/style number, date and location of purchase, your name, address, phone number and have your original sales receipt.

Please contact us Monday–Friday (except all major holidays) at: 1-800-270-9570 from 8:00 am to 8:00 pm ET.

EMERGE™ 