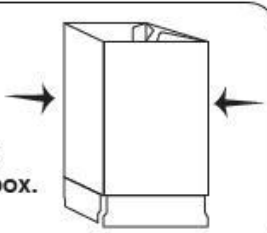


FOLDING INSTRUCTIONS

SLEEVE

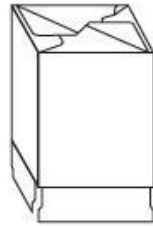
1.

Push on outside corners to erect the box.



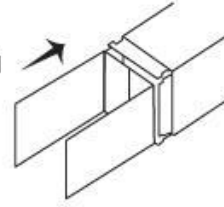
2.

Push down to lock bottom panels.



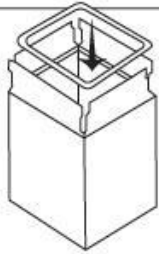
3.

Slide Uboard into sleeve.



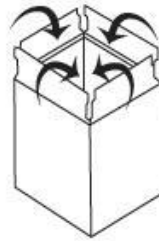
4.

Set wire onto the Uboard.



5.

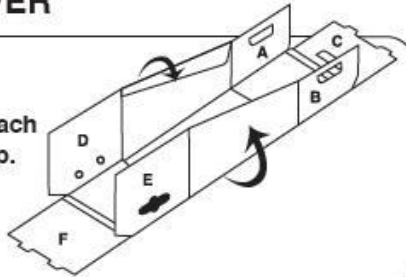
Fold panels in and against box wall.



DRAWER

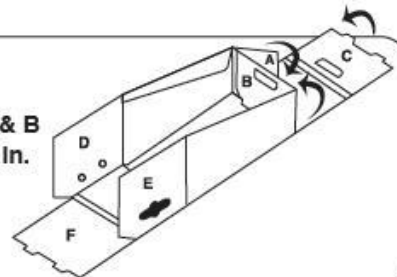
1.

Fold each side up.



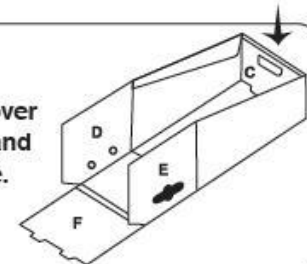
2.

Fold A & B panels in.



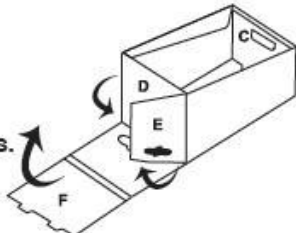
3.

Fold C panel over panels A & B and lock into place.



4.

Repeat steps 2 & 3 with D, E & F panels.



5.

Slide completed drawer into sleeve.

