

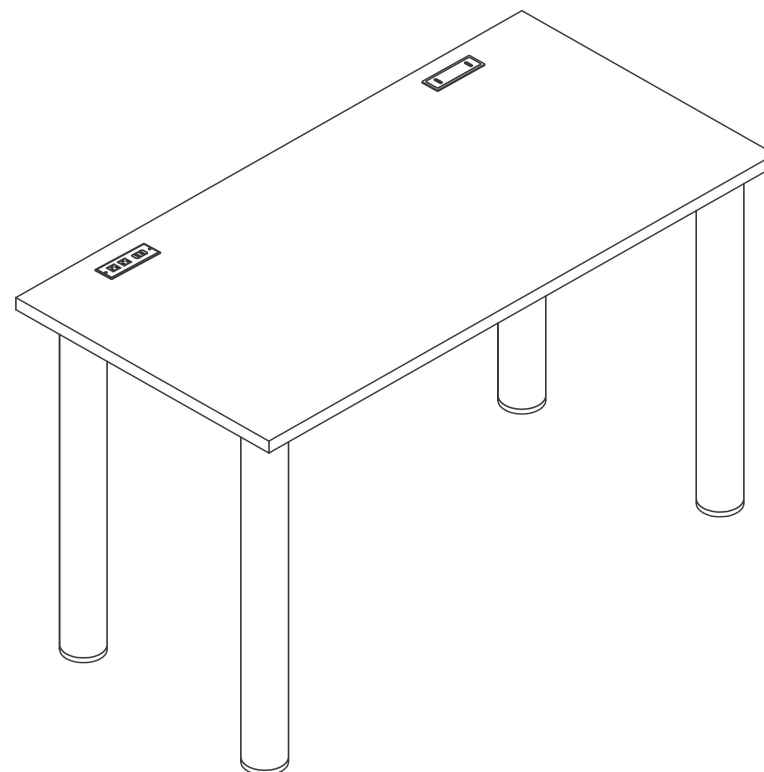
UN56971
UN56972

Powered Desk

essentials

by UNION & SCALE™

Patents/Brevets/Patentes
EU/UE 000656616-0001
Canada/Canada/Canadá
CA-118893



Instructions

Product Support 1-800-270-9557

Easy assembly.

Union & Scale™ is leading the way in taking some of the stress and frustration out of furniture assembly.

More logical instructions. No more “huh?” moments — we develop our instructions to have the right amount of detail you’ll need for easy assembly.

We’re here to help. If you’re confused during any step of the way, just call the number located at the bottom of the instructions pages.

You’ll get help from a friendly representative.

Need help with assembly?

Questions?

Call our Product Support experts

8:00 am–8:00 pm, Eastern Time

1-800-270-9557

In-Office assembly (additional fees apply)

Call our In-Office Assembly Services

Monday–Friday 9:00 am–7:00 pm

Saturday 9:00 am–5:00 pm, Eastern Time

1-866-826-6622

Furniture that works for you.

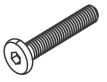

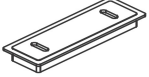



Your business has its own unique personality.

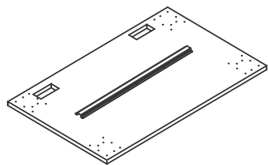
At Union & Scale™, we’ll help bring it to life through furniture and décor that connect perfectly with each other and your team.

Union & Scale™ provides solutions that enable people and organizations to perform at their best.

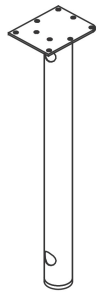
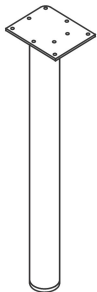
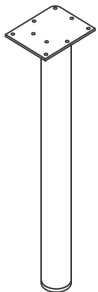
We stand behind our products and materials. If for any reason a Union & Scale™ product does not meet the performance expectations, please contact us at 1-800-270-9557.

Included Parts

-  **A Screw**
(x 36)
-  **B Power unit**
(x 1)
-  **C Grommet Top Piece**
(x 1)
-  **D Grommet lower piece**
(x 1)
-  **E Screw**
(x 2)
-  **F Plastic Cap**
(x 1)



1 Table TOP (x 1)



2 Table leg (x 2) 3 Table leg (x 1) 4 Table leg (x 1)

Tools Provided



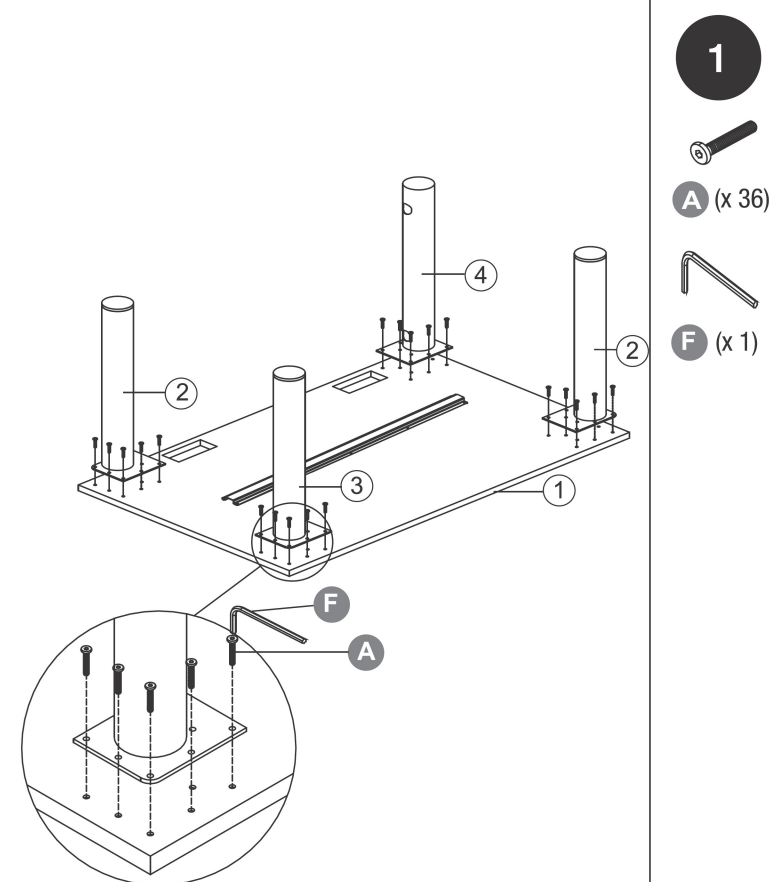
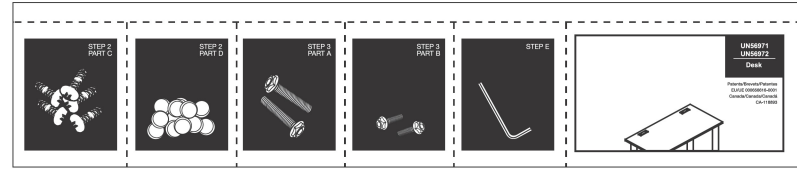
F Allen Wrench (x 1)

Required Tools



Phillips Head Screwdriver(not included)

Each piece of hardware needed for each step is located in the corresponding segment in your Easy Parts Pack.



- 1
- A (x 36)
- F (x 1)

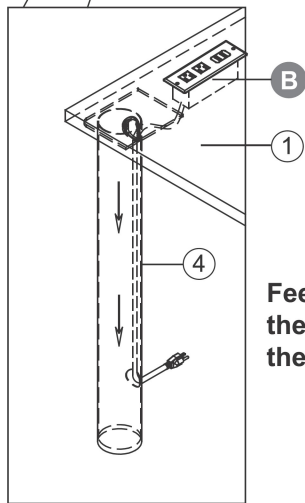
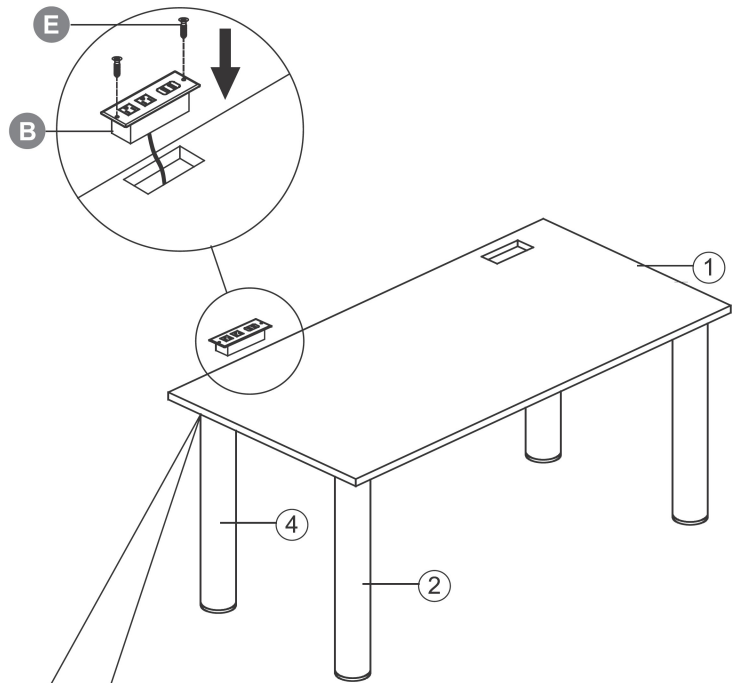
2



B (x 1)



E (x 2)

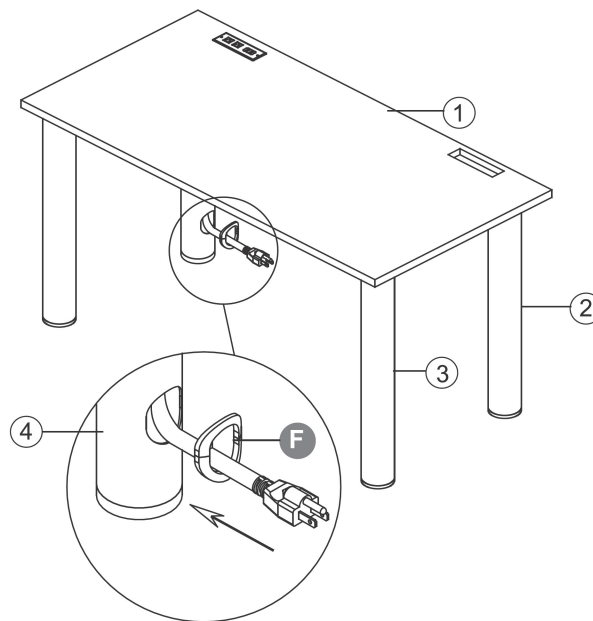


Feed the power cord through the hole in the top of the leg and out the bottom of the leg.

3



F (x 1)



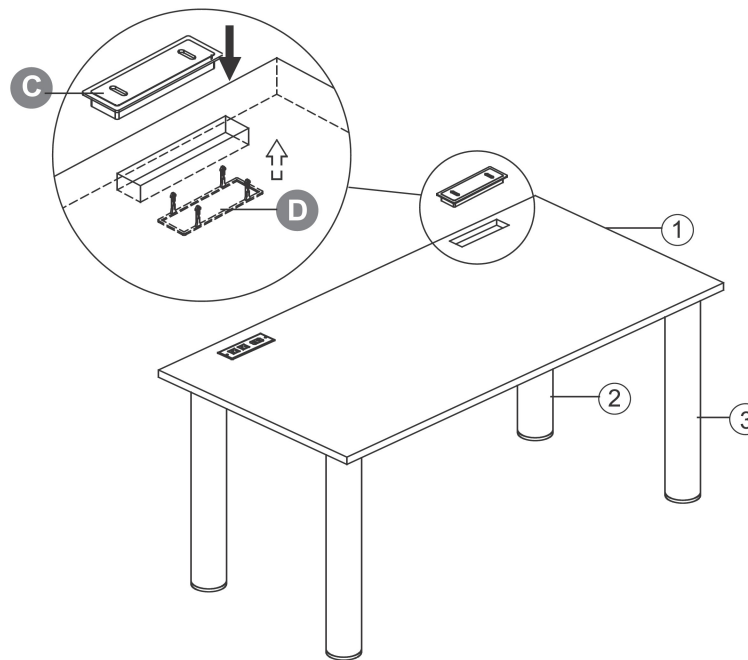
4



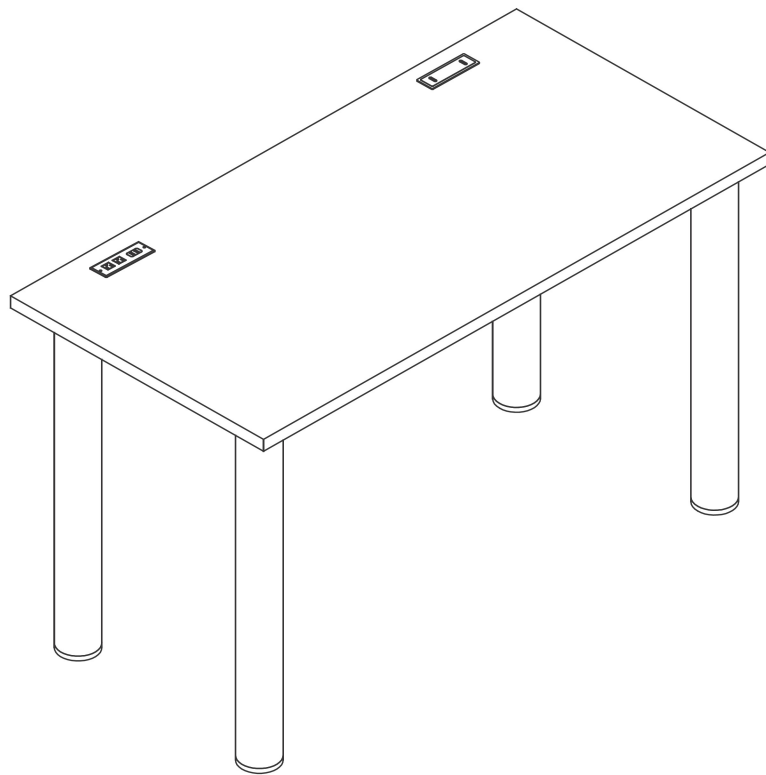
C (x 1)



D (x 1)



Behold, the finished product.



IMPORTANT SAFETY INSTRUCTIONS

When using an electrical furnishing, basic precautions should always be followed, including the following:

SAVE THESE INSTRUCTION

Read all instructions before using (this furnishing).

DANGER - To reduce the risk of electric shock:

1. Always unplug this furnishing from the electrical outlet before cleaning.

WARNING - To reduce the risk of burns, fire, electric shock, or injury to persons:

1. Unplug from outlet before putting on or taking off parts.
2. Close supervision is necessary when this furnishing is used by, or near children, invalids, or disabled persons.
3. Use this furnishing only for its intended use as described in these instructions. Do not use attachments not recommended by the manufacturer.
4. Never operate this furnishing if it has a damaged cord or plug, if it is not working properly, if it has been dropped or damaged, or dropped into water. Return the furnishing to a service center for examination and repair.
5. Keep the cord away from heated surfaces.
6. Never operate the furnishing with the air openings blocked. Keep the air openings free of lint, hair, and the like.
7. Never drop or insert any object into any opening.

8. Do not use outdoors.

9. Do not operate where aerosol (spray) products are being used or where oxygen is being administered.

10. To disconnect, turn all controls to the off position, then remove plug from outlet.

11. **WARNING:** Risk of Electric Shock - Connect this furnishing to a properly grounded outlet only. See Grounding Instructions.

12. Maximum intended load: 325 lbs

User-Maintenance Instructions:

users can not wipe the circuit parts with a liquid item.

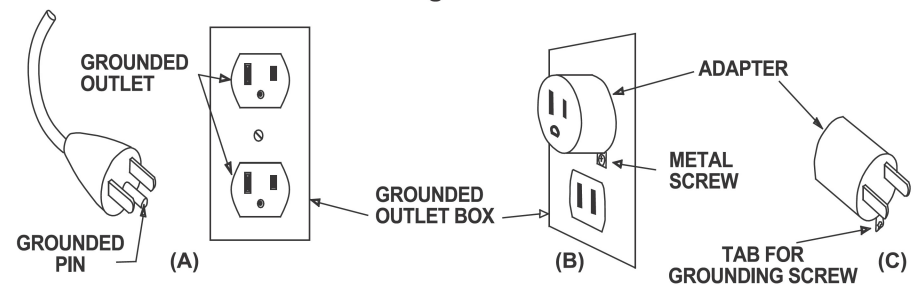
users can use cable tray to manage cables.

The furnishing has no user serviceable parts.

GROUNDING INSTRUCTIONS

This product is for use on a nominal 120-volt circuit and has a grounding plug that looks like the plug illustrated in sketch A (see Figure 77.1). Make sure that the product is connected to an outlet having the same configuration as the plug. No adapter should be used with this product.

Figure 77.1
Grounding methods



Staples, Inc.
 Framingham, MA 01702
 1-800-270-9557

CAUTION:

Changes or modifications not expressly approved by the party responsible for compliance could void the user's authority to operate the equipment.

NOTE:

This equipment has been tested and found to comply with the limits for a Class B digital device, pursuant to part 15 of the FCC Rules. These limits are designed to provide reasonable protection against harmful interference in a residential installation. This equipment generates, uses and can radiate radio frequency energy and, if not installed and used in accordance with the instructions, may cause harmful interference to radio communications. However, there is no guarantee that interference will not occur in a particular installation. If this equipment does cause harmful interference to radio or television reception, which can be determined by turning the equipment off and on, the user is encouraged to try to correct the interference by one or more of the following measures:

- Reorient or relocate the receiving antenna.
- Increase the separation between the equipment and receiver.
- Connect the equipment into an outlet on a circuit different from that to which the receiver is connected.
- Consult the dealer or an experienced radio/TV technician for help.

Warranty

Thank you for purchasing a Union & Scale™ Product. We promise to repair or replace any Union & Scale™ product or component that may have any defects in material or workmanship for as long as you, the original purchaser, own it. This warranty is subject to the provisions below. Staples' sole obligation and purchasers' exclusive remedy pursuant to these warranties are limited to replacement at Staples' sole discretion. There are no other warranties except as expressly set forth below, either expressed or implied, including any warranty of merchantability for any particular purpose.

The word defects in this warranty is defined as imperfections that impair the service, function or effectiveness of the product.

SEVEN YEAR:

Glides, casters and user-adjustable work surface mechanisms, laminates, veneer finishes and other materials which cover your Union & Scale product.

INFORMATION ON COLOR VARIATIONS & FINISHES:

Some natural variations occurring in wood, or other natural materials are inherent to their character, and thus can not be avoided. Therefore they are not considered to be defects.

Staples does not warrant the color-fastness or matching of colors, grains, textures or other such materials. Customers' own materials selected by and used at the request of a user is therefore not warranted by Staples.

LIMITATIONS INVOLVING MATERIALS & COMPONENTS:

The materials and all components listed below are covered according to the following schedule from the date of sale to the original purchaser.

EXCLUSIONS:

This warranty does not apply to: damage caused by the carrier, modifications to the product, or attachments to the product not approved by Staples, nonstandard materials selected by and used at the request of a user, and products that were not installed, used or maintained in accordance with product instructions and warnings. Nor shall Staples have any responsibility for incidental or consequential damages resulting from the breach of this Warranty, including but not limited to inconvenience, rental or purchase of replacement products, loss of profits or commercial loss. Some states or provinces do not allow the exclusion or limitation of incidental or consequential damages so the above limitation or exclusion may not apply to you. This warranty gives you specific legal rights and you may also have other rights, which may vary from state to state or province to province. This warranty applies only to products sold within the United States of America and the Commonwealth of Canada.

TO OBTAIN SERVICE FROM THIS WARRANTY:

- A) Please contact us within 30 days (unless otherwise noted by the Dealer) of discovery of the defect. Prepare to confirm that you are the original purchaser of the product and provide necessary product information, such as serial number(s)/UPC number(s) from the product in question.
- B) Staples will gather all the pertinent information required regarding your claim(s), inspect the product and thus contact a Union & Scale™ Customer Service Representative.
- C) If Staples confirms that the product in review is eligible under the warranty conditions as stated above, the Customer Service Representative or another representative of the Company will determine whether to provide replacement parts, or authorize other arrangements at the sole discretion of the vendor Staples. No assembly/labor is included in this warranty.

TO CONTACT CUSTOMER SERVICE:

Our knowledgeable Service Representatives are ready to assist you in the case this warranty applies to you. Please be prepared to explain the defect in detail, model/style number, date and location of purchase, your name, address, phone number and have your original sales receipt.

Please contact us Monday-Friday (except all major holidays) at: 1-800-270-9557 from 8:00 am to 8:00 pm ET.